





Skeleton Craft



Instructions:

Cut out your skeleton head. Glue it to the top of a black or purple paper. Then take white school glue and create the body of the skeleton. Then sprinkle glitter over the top. Let it dry. Now you have a sparkly skeleton.

Skeleton heads for "Sparkly Skeleton" craft.



C R E D I T S

SPECIAL THANKS TO THE CREATORS OF THE
FONTS & GRAPHICS

CLICK THE PHOTOS FOR DETAILS



Let's Connect:



Click for
links

literacywiththelittles.com

THIS RESOURCE IS INTENDED FOR PERSONAL OR CLASSROOM USE ONLY.
PLEASE, DO NOT SELL OR DISTRIBUTE ANY PART OF THIS AS YOUR OWN.



Literacy

WITH THE LITTLES